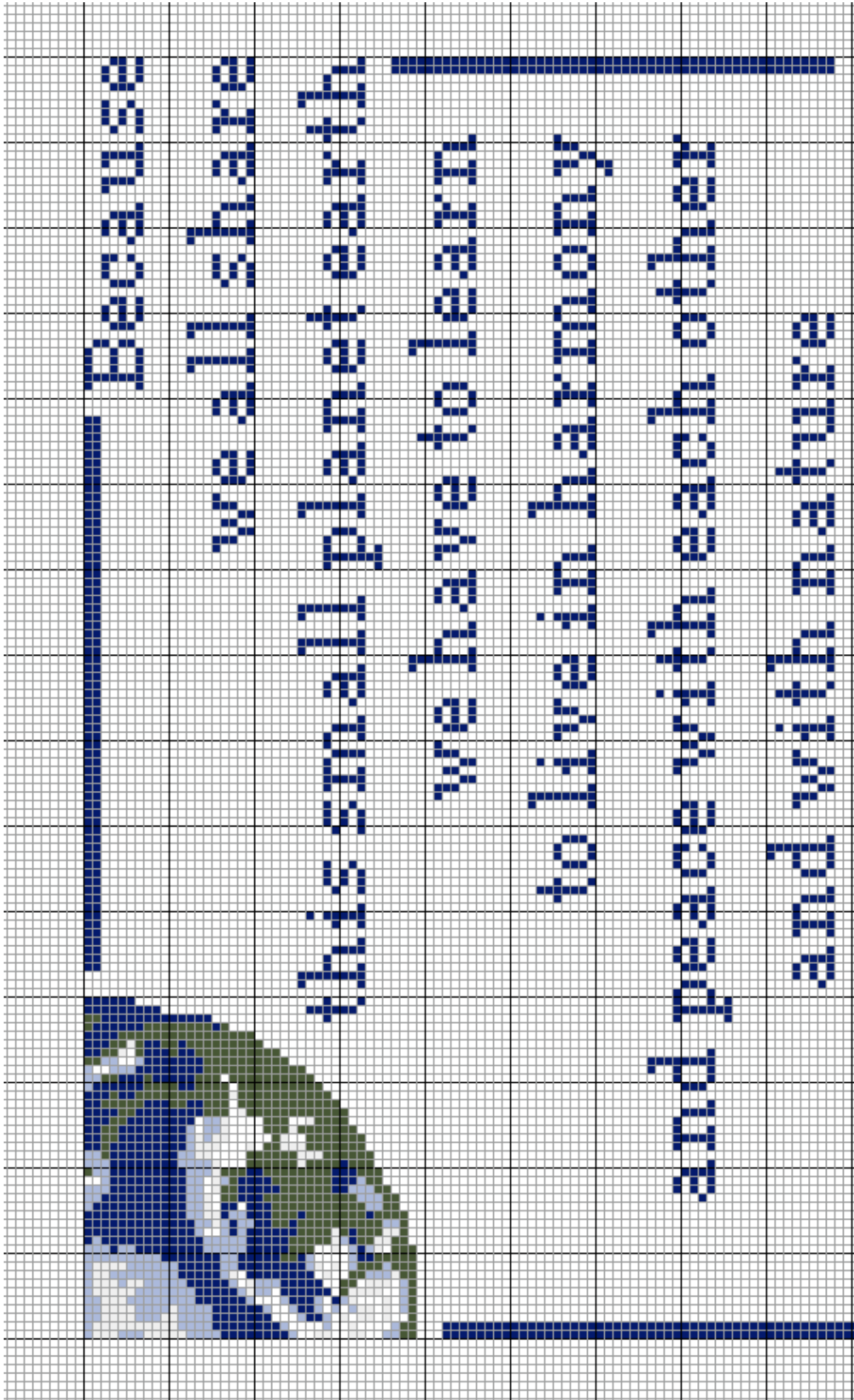
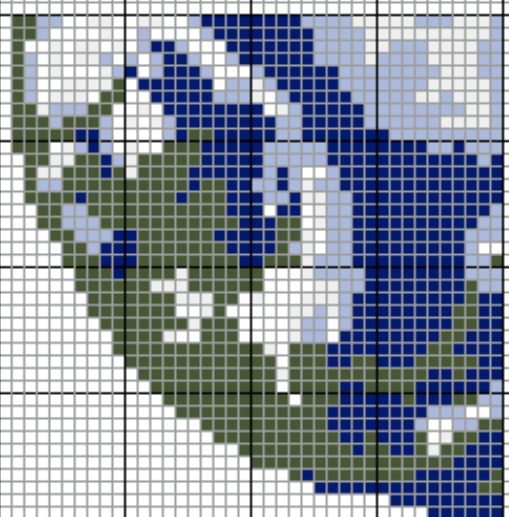


FREE TURTLE





OF THE UNIVERSITY OF

THE STATE OF TEXAS

AND




THE UNIVERSITY OF

THE STATE OF TEXAS

OF THE UNIVERSITY OF

THE STATE OF TEXAS



	DMC 158	Deep Blue
	DMC 809	Delft
	DMC 3362	Loden Green DK

This beautiful quote from His Holiness the Dalai Lama sums up a beautiful vision of future peace and sustainability.

Send photos of your finished cross stitch to www.radicalcrossstitch.com!

This work is licensed under the Creative Commons Attribution-Noncommercial-Share Alike 2.5 Australia License. To view a copy of this license, visit <http://creativecommons.org/licenses/by-nc-sa/2.5/au/> or send a letter to Creative Commons, 171 Second Street, Suite 300, San Francisco, California, 94105, USA.

Instructions:

Cross Stitch

Separate your thread so you have two strands and thread needle.

Starting at the top of the pattern, thread your needle through from the back of the fabric, leaving 3 cm of thread at the back. When you begin stitching make sure the tail of the thread is tucked under and secured.


There are two methods. The first method is to work a row of half stitches (////), then work back (\\\\) to complete the X's. Use this method for most stitching. The second method is to complete each X as you go. Use this method for vertical rows of stitches.

It is important that all the X's are crossed in the same direction. That is, the top thread of the X should always slant in the same direction (either \ or /). It does not matter which way they slant, but if they are mixed the finished piece will look wonky.

Be careful not to pull the thread too tight as it will distort the fabric and make it harder to straighten at the end.

When you get to the end of a piece of thread, run it under the stitches at the back so it holds it tight. Trim off any spare bits of thread. But make sure that there is at least 2cm of thread held tight at the back.

Any questions, check out www.radicalcrossstitch.com/xstitch for resources or email kakariki@radicalcrossstitch.com



Sometimes revolution can be a scary thing. It brings to mind images of violence, dominant men and really bad fashion. But luckily, you have stumbled on a beautiful revolution: the craft revolution.

The craft revolution started a long time ago when people were resisting the Industrial Revolution. The people decided that they had no interest in soul-less objects made by soul-less machines. The people knew that there was an inherent greatness in stuff that was hand made by people in their own communities. And they knew that encouraging creativity within their community would spill over into all sorts of domains beyond the craft. Imaginative people make better decisions. They create wonderful spaces in which to work, play and love. And imaginative people do not need to rely on violence to create a world they want to live in.

However, the Industrial Revolution did get its way for a while. Our communities have been quite successfully duped into believing that we need to buy stuff to feel like proper human beings. And if we happen to get an empty feeling in our soul now that we are getting more and more disconnected from our communities, we can fill this hole by buying more stuff.

Stuff is no longer a wonderful, special part of our lives. Now stuff is disposable, unemotional and we have no idea where most of it comes from.

Luckily a new craft revolution has been born. People all over the world are realising that buying things won't make you happier, sexier, brainier or better looking. The people are realising that the reason there is so much unhappiness and violence in our communities is because we have become so disconnected from the land, our friends and family and most of all from the processes that are needed to make this world function.

The people are returning to the earth and hearing what she has to say.

Some people will try and tell you that we can buy our way out of ecological crisis. "It's OK folks, we might be facing an environmental apocalypse far greater than any Hollywood movie will be able to portray (but they'll try, get your tickets here!), but have no fear we have the gizmo for you!" But what's the point in buying a magic widget made in a sweatshop by someone you don't know and then shipped halfway across the world?

What we really need is LESS STUFF. It's remarkable to think, but there's already enough stuff in the world, we just have to use it properly. That means finding the stuff you were going to throw away and spending half an hour making it into something else much more useful. That means digging up your little square patch of grass and turning it into a vege patch. That means finding some old drums and collecting rain water in them.

Isn't this starting to sound like a whole lot more fun?

Rethinking the world around us is what led me to creating radical cross stitch. I like to decorate old clothes with hand stitched text. I like to make little patches for my friends to attach to their clothes. And I like to get my friends to create their own too. But sometimes it seems like a daunting thing. So I've made a few little kits and patterns to get you started so you can see how easy it is. And hopefully you can also see that there is a radical potential to cross stitch. It's not all wanky farm yard scenes and home sweet homes.

Once you've discovered how easy it is, you can try your own. It's easy once you try. And there are plenty of resources out there in op shops just waiting to be snaffled up and created into something beautiful. Beware the consumerisation of crafting!!

Welcome to the revolution.
Saving the world one stitch at a time.